


CORRUPTION PERCEPTIONS INDEX 2012

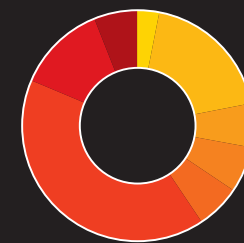
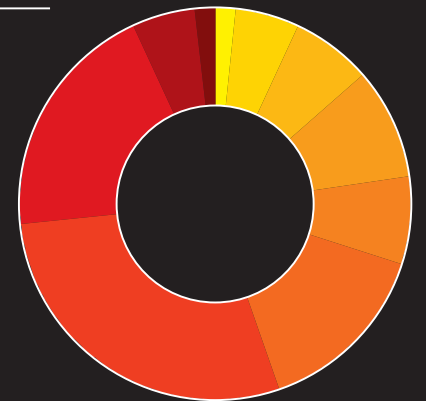
The perceived levels of public sector corruption in 176 countries/territories around the world.



GLOBAL

70% of countries score less than 50 out of 100.

43 is the average score worldwide.



AMERICAS

66% score below 50

Top: Canada

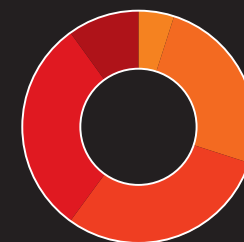
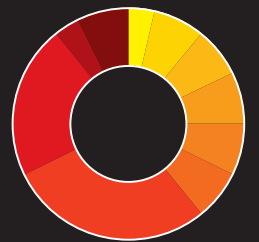
Bottom: Haiti, Venezuela

ASIA PACIFIC

68% score below 50

Top: New Zealand

Bottom: Afghanistan, Korea (North)



EASTERN EUROPE & CENTRAL ASIA

95% score below 50

Top: Georgia

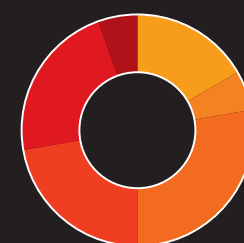
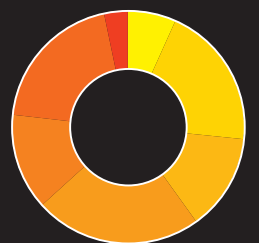
Bottom: Turkmenistan, Uzbekistan

EU & WESTERN EUROPE

23% score below 50

Top: Denmark, Finland

Bottom: Greece



MIDDLE EAST & NORTH AFRICA

78% score below 50

Top: Qatar, United Arab Emirates

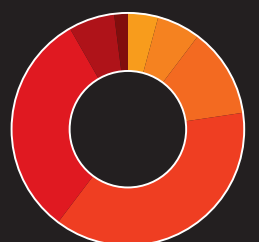
Bottom: Iraq

SUB-SAHARAN AFRICA

90% score below 50

Top: Botswana

Bottom: Somalia



SCORE

