



# Campaign Spending Ceiling in Mount Lebanon Districts

**PARLIAMENTARY ELECTIONS 2018**

## Mount Lebanon I

**8**  
Seats

**5**  
لوائح

**38**  
Candidates

**176,710**  
Voters



**1,183,550,000 LBP**  
The spending ceiling for each candidate



Name of the List	# of Candidates/List	Spending Ceiling/List
National Solidarity	8	9,468,400,000
The Confirmed Change	8	9,468,400,000
The Decision is Ours	8	9,468,400,000
All for the Nation	6	7,101,300,000
Strong Lebanon	8	9,468,400,000

Spending Ceiling for the District

**44,974,900,000 LBP**

## Mount Lebanon II

**8**  
Seats

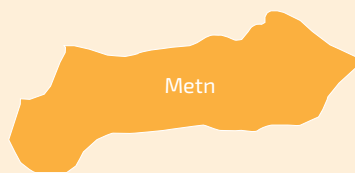
**5**  
Lists

**35**  
Candidates

**179,919**  
Voters



**1,199,595,000 LBP**  
The spending ceiling for each candidate



Name of the List	# of Candidates/List	Spending Ceiling/List
Strong Metn	8	9,596,760,000
Metn is the Heart of Lebanon	8	9,596,760,000
Metn Loyalty	5	5,997,975,000
All for the Nation	6	7,197,570,000
Metn Pulse	8	9,596,760,000

Spending Ceiling for the District

**41,985,825,000 LBP**

## Mount Lebanon III

**6**  
Seats


**4**  
Lists

**23**  
Candidates

**166,175**  
Voters



**1,130,675,000 LBP**  
The spending ceiling for each candidate



Name of the List	# of Candidates/List	Spending Ceiling/List
National Accord	6	6,784,050,000
Together for Baabda	6	6,784,050,000
All for the Nation	6	6,784,050,000
Unity & Development for Baabda	5	5,653,375,000

Spending Ceiling for the District

**26,005,525,000 LBP**

## Mount Lebanon IV

**13**  
Lists

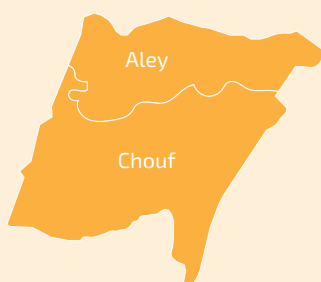
**6**  
لوائح

**64**  
Candidates

**329,870**  
Voters



**1,949,350,000 LBP**  
The spending ceiling for each candidate



Name of the List	# of Candidates/List	Spending Ceiling/List
Free Decision	11	21,442,850,000
Reconciliation	12	23,392,200,000
National Unity	10	19,493,500,000
Mount Lebanon's Guarantee	12	23,392,200,000
All for the Nation	11	21,442,850,000
Civil	8	15,594,800,000

Spending Ceiling for the District

**124,758,400,000 LBP**